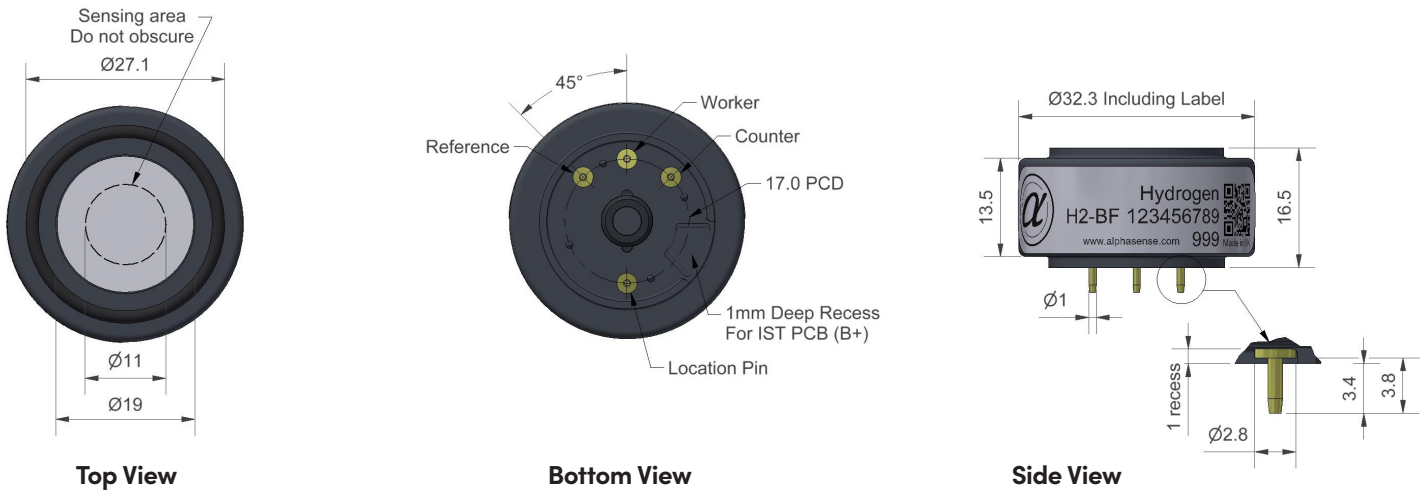


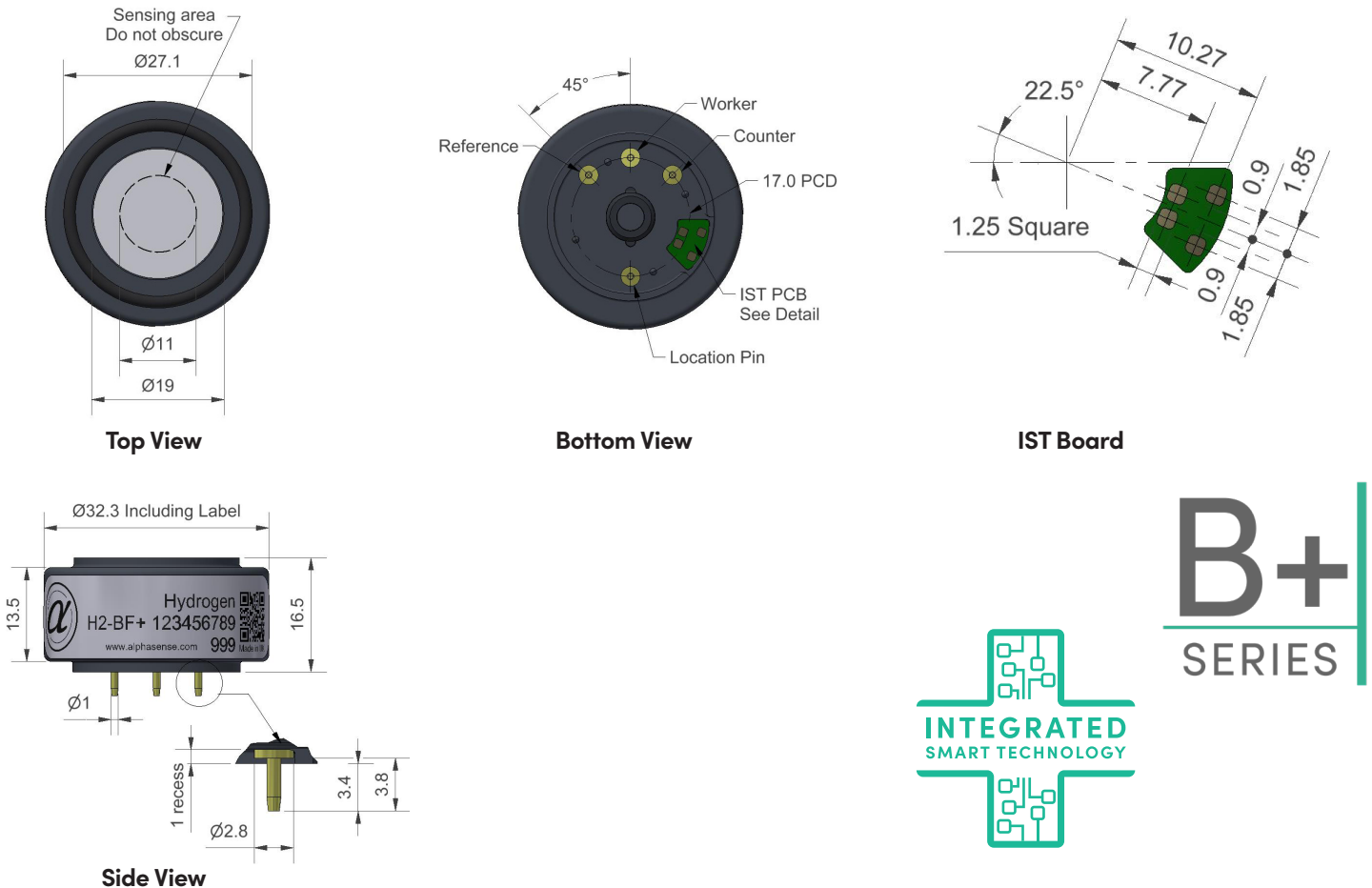
H2-BF/H2-BF+ Hydrogen Sensor

The H2-BF sensor is a PPM sensor that is designed for a broad variety of applications and instrumentation including portable gas detectors and fixed gas detection systems for industrial safety, environmental air quality and process control. This product is available in our standard format (H2-BF) and with our patented Integrated Smart Technology (H2-BF+) that has an IST board with a memory chip and temperature sensor integrated in the sensor. The + sensors store specific calibration, specification, and identification data on every sensor allowing plug and play operation. The on-board temperature sensor improves the accuracy and simplicity of temperature compensation algorithms.


H2-BF Hydrogen Sensor – 3-Electrode



H2-BF+ Hydrogen Sensor – 3-Electrode (with Integrated Smart Technology)



Dimensions are in millimetres (± 0.15 mm).



Sensor Data

Performance	Sensitivity	nA/ppm in 400ppm H ₂	10 to 25
	Response time	t ₉₀ (s) from zero to 400ppm H ₂	< 55
	Zero current	ppm equivalent in zero air	< ± 15
	Resolution	RMS noise (ppm equivalent)	< 0.8
	Range	ppm H ₂ limit of performance warranty	5,000
	Linearity	ppm error at full scale, linear at zero and 4000ppm H ₂	-200 to -500
	Overgas limit	maximum ppm for stable response to gas pulse	20,000
Lifetime	Zero drift	ppm equivalent change/year in lab air	< 10
	Sensitivity drift	% change/year in lab air, monthly test	nd
	Operating life	months until 80% original signal (24-month warranted)	> 24
Environmental	Sensitivity @ -20°C	% (output @ -20°C/output @ 20°C) @ 400ppm H ₂	10 to 40
	Sensitivity @ 50°C	% (output @ 50°C/output @ 20°C) @ 400ppm H ₂	190 to 220
	Zero @ -20°C	ppm equivalent change from 20°C	30 to 40
	Zero @ 50°C	ppm equivalent change from 20°C	-5 to -20
Cross Sensitivity	Filter capacity	ppm hrs	H ₂ S 250,000
	NO ₂ sensitivity	% measured gas @ 10ppm	NO ₂ < 1
	Cl ₂ sensitivity	% measured gas @ 10ppm	Cl ₂ < 1
	NO sensitivity	% measured gas @ 50ppm	NO < 1
	SO ₂ sensitivity	% measured gas @ 20ppm	SO ₂ < 1
	CO sensitivity	% measured gas @ 400ppm	CO < 2
	H ₂ S sensitivity	% measured gas @ 20ppm	H ₂ S < 1
	C ₂ H ₄ sensitivity	% measured gas @ 400ppm	C ₂ H ₄ < 60
	NH ₃ sensitivity	% measured gas @ 400ppm	NH ₃ < 1
CO ₂ sensitivity	% measured gas @ 5%	CO ₂ < 1	
Key Specifications	Temperature range	°C	-30 to 50
	Pressure range	kPa	80 to 120
	Humidity range	% rh	15 to 90
	Storage period	months @ 3 to 20°C (stored in sealed pot)	6
	Load resistor	Ω (recommended)	10 to 47
	Weight	g	< 13

Figure 1 Sensitivity Temperature Dependence

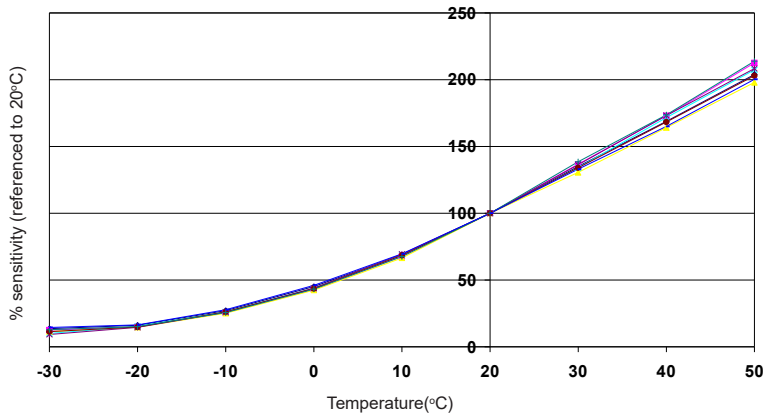


Figure 1 shows temperature dependence of sensitivity to 400ppm hydrogen. Temperature correction of sensitivity using software is necessary for accurate measurements.

Figure 2 Zero Temperature Dependence

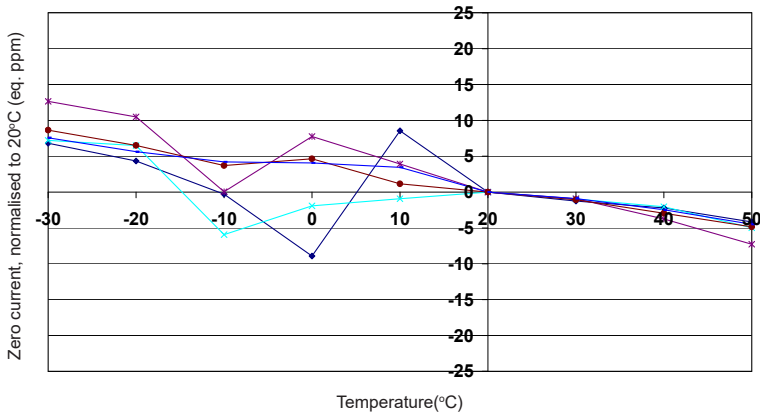
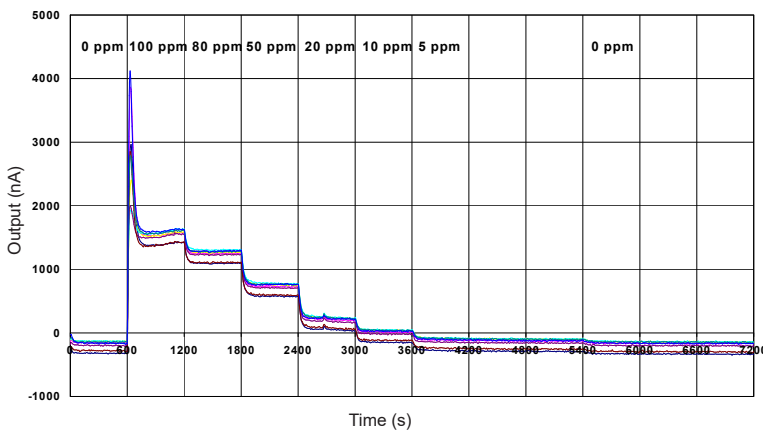


Figure 2 shows the variation of zero current with temperature, referenced to 20°C.

Figure 3 Linearity to 1000ppm



With good sensor response as low as 5ppm hydrogen, this sensor can be used for leak detection and process control.

IST Board Data

Interface	Communication Bus	Compatible with the 400 kHz I ² C protocol
	Max. Bus Speed	Up to 1 MHz
	Input Logic Levels	High (Recessive) < 2.3 V Low (Dominant) < 0.2 V
	Absolute Max. Input Signal	3.6 V
Electrical	Supply Voltage Range	1.7 V to 3.6 V
	Supply current – Stand-By	< 5 µA
	Supply current – Operating	< 0.15 mA (temperature reading only) < 2.15 mA (temperature reading + memory reading/writing)
	Power Supply Conditioning	Built-In 100 nF decoupling capacitor
	ESD Protection	4 kV (human body model) – Enhanced ESD / Latch-Up protection
	Bus Pins Input Capacitance	15 pF max.
Performance	Operational Temperature	-40 °C to +85 °C
	Temperature Sensor Accuracy	±1°C (-0°C to +70°C)
	Memory Data Retention	> 200 years
	Memory Write Cycles	> 4,000,000
Data & Communication	Memory IC & I2C Address	M24128X-FCU Device Address: R – 0xA0 / W – 0xA1
	Temperature IC & I2C Address	MAX31875R0TZS+T Device Address: R – 0x90 / W – 0x91
	Product Data Start Address	0x0900
	Calibration Data Start Address	0x0B00
	User Data Area	0x0D00 – 0x18FF (3,072 Bytes)
	CRC Polynomial	0x 01 04C1 1DB7
	Digital Signature Algorithm	SHA-256

Factory-populated data

Product Data
Data Format Version
Customer (OEM) ID
Product ID
Type of Sensor / Target Gas
Sensor Serial Number
End of Storage Period Date
Sensor Replacement Date
Product Data Checksum
Alphasense Digital Signature
Customer Digital Signature

Calibration
Calibration Data Units
Zero (clean dry air) Output
Calibration Span
Calibration Output
Sensitivity
Calibration Date
Calibration Data Checksum
Calibration Data Signature

Sensor Specification
Over-gas limit
Concentration Range
Temperature Range Low
Temperature Range High
Humidity Range Low
Humidity Range High
Pressure Range Low
Pressure Range High
Specification Checksum

15,000+ locations

Customer Specific
Custom Parameters
Re-Calibration Due Date
Operational Limits:
Low High STEL TWA
Next Bump Test Due Date
User Data Area

At the end of the product's life, do not dispose of any electronic sensor, component or instrument in the domestic waste, but contact the instrument manufacturer, Alphasense or its distributor for disposal instructions. NOTE: all sensors are tested at ambient environmental conditions unless otherwise stated. As applications of use are outside our control, the information provided is given without legal responsibility. Customers should test under their own conditions, to ensure that the sensors are suitable for their own requirements.

In the interest of continued product improvement, we reserve the right to change design features and specifications without prior notification. The data contained in this document is for guidance only. Alphasense Ltd accepts no liability for any consequential losses, injury or damage resulting from the use of this document or the information contained within. (©ALPHASENSE LTD) Doc. Ref. H2-BF/FEB24